



# Webinar: Litteratursøgninger

September 2024

Eden Kishik Christensen og Hrønn Thorn

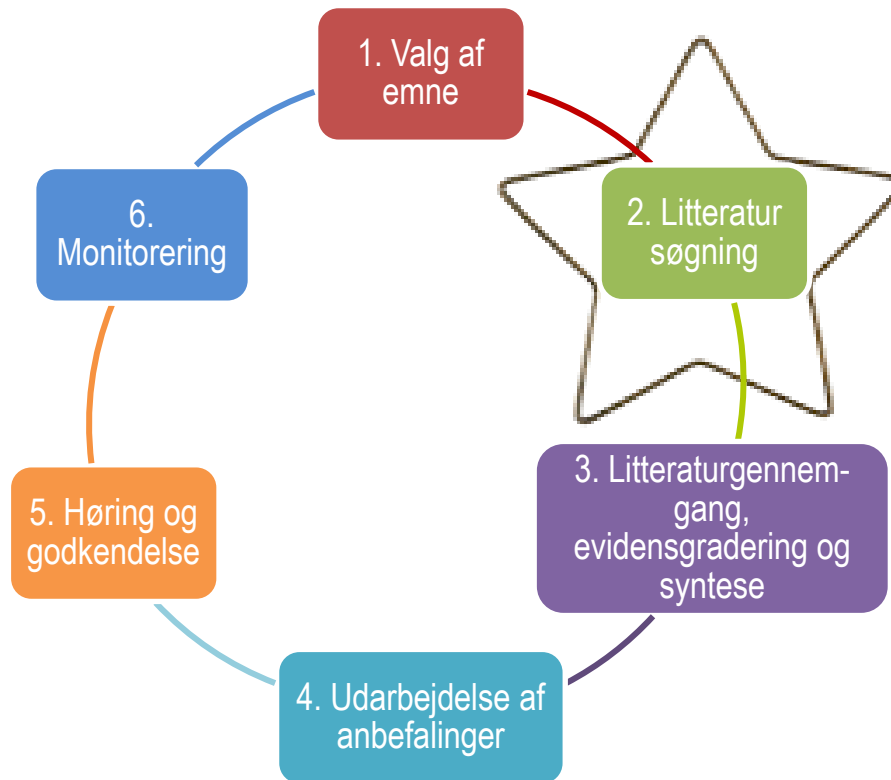
## DEL 1 (oplæg, ca. 30 min):

- *Del 1: Oplæg ved kvalitetskonsulenter (ca 30 min)*
- Pragmatik og systematik - strukturering og kvalificering af nye søgninger.
- Trinvise søgninger.
- Gode råd og overvejelser ved søgninger, herunder krav til dokumentation.
- Hvilken bistand og støtte yder sekretariatet?

## DEL 2 (spørgsmål, ca. 15 min)

- Spørgsmål og diskussion i plenum





# One size does not fit all!



**Pragmatik udelukker  
ikke systematik!**



# Kom godt igang!



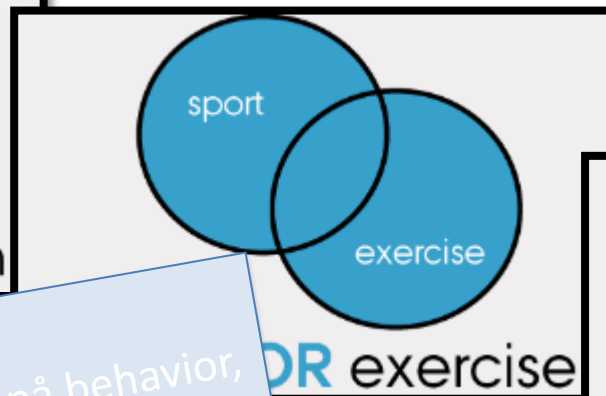
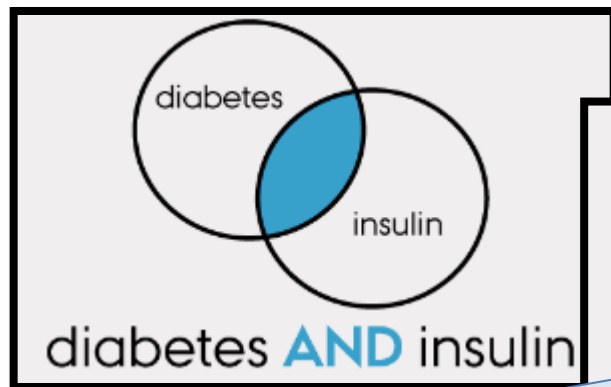
- Find de bedste søgeord! (Kendte artikler, PubMed MeSH database)
- Brug ressourcerne under DMCG.dk – Skabeloner og vejledninger – arbejdspapirer – søgeprotokol

Emneord	Populationen <sup>1</sup>	Intervention <sup>1</sup>	Sammenligningsintervention <sup>1</sup>	Outcomes <sup>1</sup>
Engelsk  <i>Alle tænkelige søgeord bør indsættes.</i>	<i>Renal cancer Renal cell carcinoma Renal-cell cancer Kidney cancer Kidney tumor Renal tumor Renal Kidney Cancer Tumor</i>	<i>Cryotherapy Cryo Cryosurgery Freezing Icing Cooling Cryoablation Ablation</i>	<i>Nephrectomy Partial Nephrectomy Heminephrectomy Nephron-sparing surgery</i>	<i><u>Effectiveness</u> Outcomes Complications Risks Side effects</i>

<sup>1</sup> Se vejledning for Valg af tema for yderligere eksempler og beskrivelse af 'Population', 'Intervention', 'Sammenlignings intervention' og 'Outcome'.



## Boolske søgeoperatorer: **AND**, **OR**, **NOT**



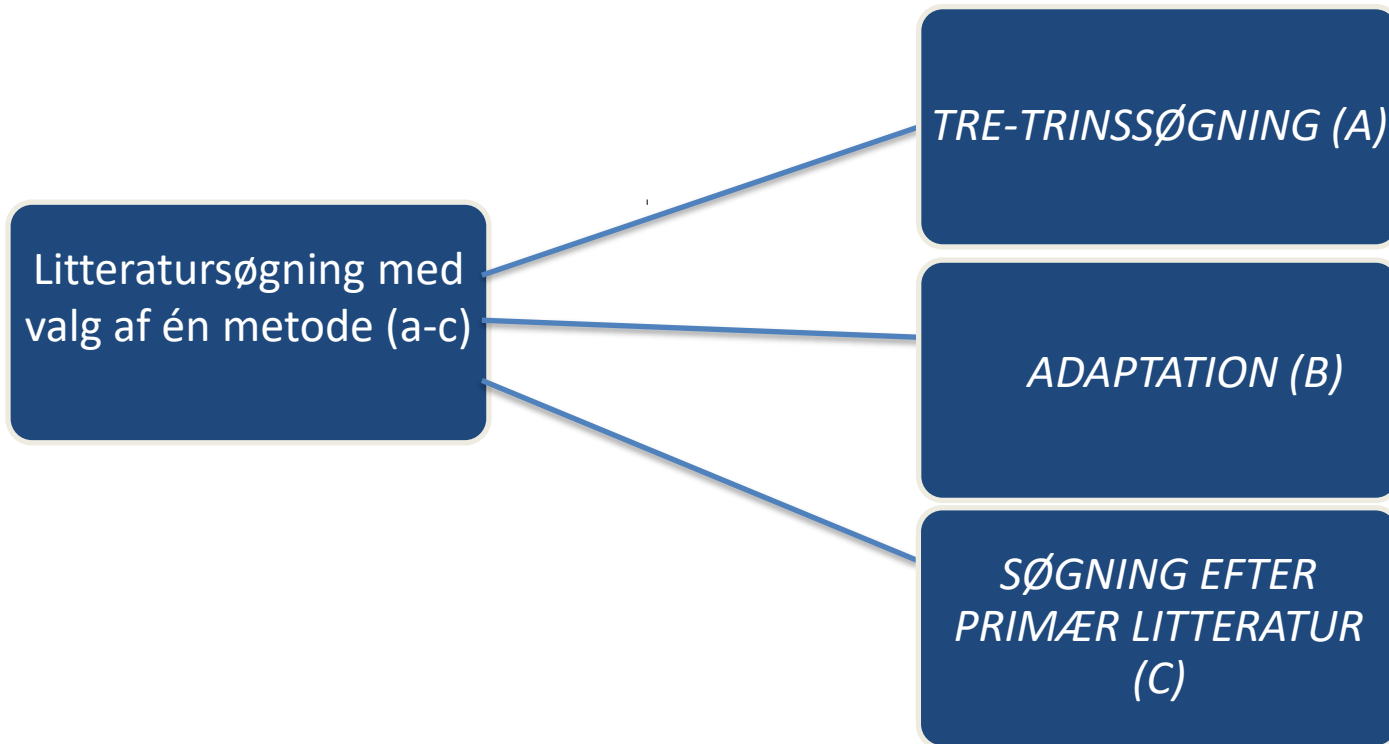
Trunkering: behavio\* søger på behavior, behavioral, behaviour, behavioural

Søgestreng population:

*Renal cancer OR Renal cell carcinoma OR Renal-cell cancer OR Kidney cancer  
OR Kidney tumor OR Renal tumor OR Renal OR Kidney OR Cancer OR Tumor*

Bloksøgning:

*(Renal cancer OR Renal cell carcinoma OR Renal-cell cancer OR Kidney cancer  
OR Kidney tumor OR Renal tumor OR Renal Kidney OR Cancer OR Tumor) **AND**  
(cyrotherapy OR Cryo OR Cryosurgery OR Icing OR Cooling OR Cryoablation OR  
Ablation) **AND** (Placebo OR no intervention OR no treatment OR waiting list)*





# A) Tre-trins søgningen



Eksisterende  
guidelines

Systematiske  
reviews og  
metaanalyser

Primær litteratur

# B) Adaptation



# C) Primær litteratur



KLINISKE RETNINGSLINJER I KRÆFT

Original research



OPEN ACCESS

Cognitive functional therapy compared with a group based exercise and education intervention for chronic low back pain: a multicentre randomised controlled trial (RCT)

Mary O'Keefe<sup>1</sup>, Peter C. Kieran O'Sullivan<sup>1,5,6,7,8</sup>

Additional material is published online only. To view please visit the journal online (<http://dx.doi.org/10.1136/bjsports-2019-100780>).

For numbered affiliations see end of article.

#### Correspondence to

Dr Mary O'Keefe, Institute for Musculoskeletal Health, Sydney School of Public Health, Faculty of Medicine and Health, University of Sydney, Sydney, Australia; [mary.okeefe@sydney.edu.au](mailto:mary.okeefe@sydney.edu.au)

#### ABSTRACT

**Background** One-size-fits-all in chronic low back pain (CLBP) a individualised intervention called therapy (CFT) was superior to manual therapy and exercise in controlled trial (RCT). However, show group interventions are one intervention for muscle investigated whether a phy individualised intervention than physiotherapist-delivered education for individuals. **Methods** 206 adults were to either CFT (n=106) or

Lasers in Medical Science (2019) 34:505–516  
<https://doi.org/10.1007/s10103-018-2624-4>

ORIGINAL ARTICLE



## Efficacy of high-intensity laser therapy in comparison with conventional physiotherapy and exercise therapy on pain and function of patients with knee osteoarthritis: a randomized controlled trial with 12-week follow up

Ahmad Nazari<sup>1</sup> · Azar Moezy<sup>1</sup> · Parisa Nejati<sup>1</sup> · Ali Mazaherinezhad<sup>1</sup>

Received: 26 January 2018 / Accepted: 20 August 2018 / Published online: 3 September 2018  
© Springer-Verlag London Ltd., part of Springer Nature 2018

#### Abstract

Knee osteoarthritis (KOA) is one of the most common musculoskeletal disorders causing pain and functional impairment. The purpose of the study is to compare the effects of high-intensity laser therapy (HILT), conventional physical therapy (CPT), and exercise therapy (ET) on pain and function in patients with KOA. The study was designed as an assessor-blind randomized controlled trial. Ninety-three patients (aged between 50 and 75 years) with proved KOA were included and randomly allocated into three groups, and received 12 sessions of HILT, CPT, or ET. The outcomes were pain intensity measured by visual analog scale (VAS), knee flexion range of motion (FROM), timed up and go test (TUG), 6-min walk test (6MWT), and functionality of knee measured by the Western Ontario and McMaster Universities Osteoarthritis (WOMAC) questionnaire. Statistical analyses were done to compare the amounts at the baseline, immediately after treatment and after 12 weeks. HILT was significantly more effective than the other groups in decreasing the VAS, increasing FROM and improving the scores of WOMAC (total and

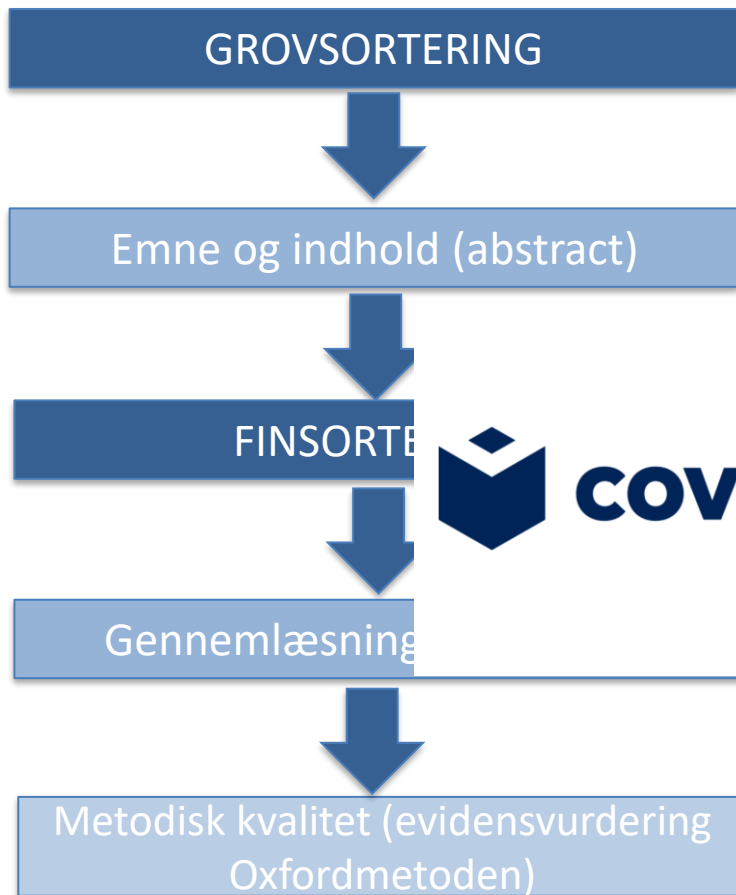
## Novel 10-kHz High-frequency Therapy (HF10 Therapy) Is Superior to Traditional Low-frequency Spinal Cord Stimulation for the Treatment of Chronic Back and Leg Pain

*The SENZA-RCT Randomized Controlled Trial*

Matthew W. Doust, M.D., Bradford E. Gliner, M.S.,  
M.P.H., Kasra Amirdelfan, M.D.,  
Thomas L. Yearwood, M.D., Ph.D.,  
Thomas Yang, M.D., Ramsin Benyamin, M.D.,

effectiveness and commonly known side effects. Given the therapeutic approaches are desired. Spinal cord stimulation (SCS) without the paresthesias typical of traditional low-frequency priority study was to compare long-term safety and efficacy of SCS

are randomized in a 1:1 ratio to a treatment group across 10 con-  
rary trial and were implanted with an SCS system. Responders  
k pain reduction with no stimulation-related neurological deficit.  
ects were responders for back pain and 83.1% for leg pain, and  
pain and 55.5% for leg pain ( $P < 0.001$  for both back and leg  
5% CI, 1.4 to 2.5) for back pain and 1.5 (95% CI, 1.2 to 1.9)



- Referenceliste
- Referencehåndteringsværktøjer: EndNote, Zotero, Mendeley

1. Dbcg. Kvalitetsindikatorrapport for Brystkræft. Copenhagen 2017.
2. Jensen M-B, Ejlersen B, Mouridsen HT, Christiansen P. Improvements in breast cancer survival between 1995 and 2012 in Denmark: The importance of earlier diagnosis and adjuvant treatment. *Acta Oncologica*. 2016;55:24-35.
3. Darby S, McGale P, Correa C, Taylor C, Arriagada R, Clarke M, et al. Effect of radiotherapy after breast-conserving surgery on 10-year recurrence and 15-year breast cancer death: meta-analysis of individual patient data for 10,801 women in 17 randomised trials. *Lancet*. 2011;378(9804):1707-16.
4. Blichert-Toft M, Nielsen M, D'Árino M, MÅller S, Rank F, Overgaard M, et al. Long-term results of breast conserving surgery vs. mastectomy for early stage invasive breast cancer: 20-year follow-up of the Danish randomized DBCG-82TM protocol. *Acta Oncologica*. 2008;47(4):672-81.
5. Fisher B, Anderson S, Bryant J, Margolese RG, Deutsch M, Fisher ER, et al. Twenty-year follow-up of a randomized trial comparing total mastectomy, lumpectomy, and lumpectomy plus irradiation for the treatment of invasive breast cancer. *The New England journal of medicine*. 2002;347(16):1233-41.
6. Veronesi U, Cascinelli N, Mariani L, Greco M, Saccozzi R, Luini A, et al. Twenty-year follow-up of a randomized study comparing breast-conserving surgery with radical mastectomy for early breast cancer. *The New England journal of medicine*. 2002;347(16):1227-32.
7. Christiansen P, Carstensen SL, Ejlersen B, Kroman N, Offersen B, Bodilsen A, et al. Breast conserving surgery versus mastectomy: overall and relative survival in a population based study by the Danish Breast Cancer Cooperative Group (DBCG). *Acta Oncologica*. 2018;57(1):19-25.
8. Winters ZE, Horsnell J, Elvers KT, Maxwell AJ, Jones LJ, Shaaban AM, et al. Systematic review of the impact of breast-conserving surgery on cancer outcomes of multiple ipsilateral breast cancers. 2018:162-74.
9. Goldhirsch a, Winer EP, Coates AS, Gelber RD, Piccart-Gebhart M, ThÅririmann B, et al. Personalizing the treatment of women with early breast cancer: highlights of the St Gallen International Expert Consensus on the Primary Therapy of Early Breast Cancer 2013. *Annals of Oncology : Official Journal of the European Society for Medical Oncology / ESMO*. 2013;24(9):2206-23.



## **Eksempel: Tre-trinssøgningen**

Retningslinjer = 0, Systematiske reviews = 1, primærsøgning = 2.

Der blev ikke fundet relevante guidelines i søgningen. Der blev fundet ét systematisk review som dækkede perioden indtil 2011. Det systematiske review havde inkluderet 5 RCT studier. I den opdaterende primærsøgning, som dækker perioden 2011-nu, blev der fundet 2 relevante studier, hh 1 RCT studie og 1 kohortestudie.

## **Eksempel: Adaptation**

Retningslinjer = 1, Primærsøgning = 0.

Der blev fundet én relevant guideline som dækkede perioden indtil 2016. I den opdaterende søgning blev der ikke fundet relevante studier, der kan supplere retningslinjens evidensgrundlag.

## **Eksempel: Primærsøgning**

Primærsøgning = 8.

Der blev ved primærsøgning fundet i alt 8 relevante studier, hh. 4 RCT studier, 2 prospektive kohortestudier og 2 retrospektive kohortestudier.



- Overvejelser ved dokumentation af søgninger? **Transparens** - Det skal kunne gøres efter!
- Hvad skal fremgå? Databaser, tidspunkt, termer, du har søgt på og hvordan de er kombineret.
- Du kan gemme din søgning i databasen, så du kan komme tilbage til den eller få databasen til at sende dig nye resultater på søgningen pr. mail
- Tip: Send databasens søgehistorie til dig selv
- Papirerne er til for at understøtte og hjælpe Jer og styrke gennemskueligheden og den systematiske afrapportering.
- Tag endelig udgangspunkt i det andre allerede har syntetiseret (systematiske reviews, guidelines) – ingen grund til at gøre arbejdet flere gange.
- Brug jeres fagbiblioteker eller universiteter.



- Altid tid og plads til sparring, snak og møder!
- Vi genererer, efter aftale, søgninger
- Vi sorterer ikke litteratur
- Bøvler det med referencerne i et referencehåndteringssystem? Så skriv dem blot ind i selve retningslinjen (husk unik kode) og så sørger vi for, at det indsættes i Endnote og opsættes efter Vancouver



## Arbejdsdokument – Søgeprotokol

Dette arbejdsdokument kan anvendes i forbindelse med litteratursøgningen på de emner, der indgår i retningslinjen.

### Emne

Udfyld et arbejdsdokument for hvert emne.

Titel (på retningslinje)	Kirurgisk behandling af nyrekræft
DMCG	DaRenaC
Kontakt med metodespecialist	Juvel Bolvig Hansen, Retningslinjese sekretariatet
Senest udfyldt	01/03/2018

### Afgrænsning af emne

Baggrund	Kirurgisk behandling af nyrecancer – (problematik vs. peritoneal lavvandsbehandling)
----------	--

Inklusions- og eksklusionskriterier	Publikation Sprog: Dansk Publikation har ikke været afvist
-------------------------------------	--

Emneord	Populationen
Engelsk	Renal cancer Renal cell carcinoma Renalcell cancer Kidney cancer Kidney tumor Renal tumor Renal Kidney Cancer Tumor
Alle sprog	Alle sprog

## Arbejdsdokument – Evidens

Dette arbejdsdokument kan anvendes til kritisk gennemgang af den litteratur, der er inkluderet i retningslinjen.

DMCG: DLCC Retningslinjens emne/tema: Rygestopning

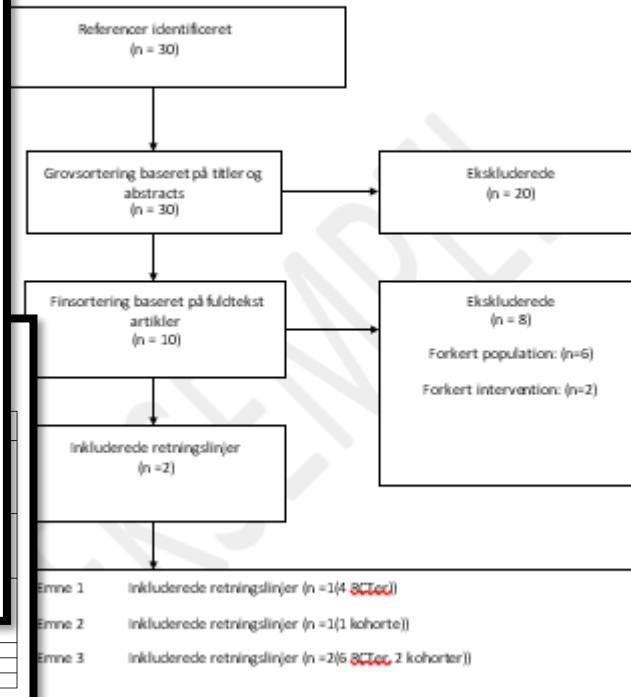
Forfatter/ kilde	År	Undersøgelses- type	Under- søgel- sens kvalitet
Eksempel Nielsen et al. <i>Annals Intern. Med.</i>	2015	RCT, randomiseret kontrolleret studie	1b ++
Eksempel Hansen et al. <i>J. Epidemiol. Commu- nity Health</i>	2011	Kohortestudie	2b +

## Vejledning

# Litteratursøgning




## Flowchart – Guidelines Eksempel








Sekretariatet for Kliniske Retningslinjer på Kræftområdet  
Att.: Hrønn Thorn, Sasja Jul Håkonsen og Eden Christensen



2478 6241 (Sasja)  
24248218 (Hrønn)  
40456833 (Eden)



sashaa@rkkp.dk  
[Hronn.Thorn@rm.dk](mailto:Hronn.Thorn@rm.dk)  
edechr@rm.dk



Hedeager 3  
8200 Aarhus N



[DMCG.dk](http://DMCG.dk) ( vejledninger, retningslinjer m.m.)

